

OPTIMA STEAMER

Accessories Catalog



[85-50356] Steam Gun K26 with nozzle 3.5mm



Ø3.5 Steam Nozzle
with Silicone protector

Matching Accessories



Standard

[85-50202] Steam hose PTFE 6-8, 10m

[85-50365] Steam hose PTFE 6-8, 15m

[85-50366] Steam hose PTFE 6-8, 20m

※ Max. 0.08gal (300cc) / min dry steam

[85-50358] Steam Gun RL22 with nozzle 5.5mm, power



Ø5.5 Steam Nozzle
with Silicone protector

Matching Accessories



Power

[85-50364] Power hose PTFE 8-10, 10m

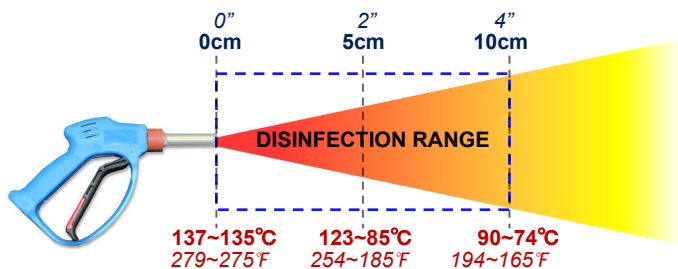
[85-50367] Power hose PTFE 8-10, 15m

[85-50368] Power hose PTFE 8-10, 20m

※ Max. 0.16gal (600cc) / min dry steam

►Using the RL22 Steam gun & Power steam hose achieves up to 70% more steam flow than using the K26 Steam gun & Standard steam hose.

Steam Temperature from Gun Nozzle



Lance Steam Gun K26 with nozzle 3.5



Ø3.5 Steam Nozzle
with Silicone protector

[85-50351] Steam Gun K26 (L.300mm)




[85-50266] Steam Gun K26 (L.500mm)



[85-50354] Steam Gun K26 (L.1,000mm)



Lance Steam Gun RL22 with nozzle 5.5




Ø5.5 Steam Nozzle
with Silicone protector

[85-50084] Steam Gun RL22 (L.300mm)



[85-50267] Steam Gun RL22 (L.500mm)



OPTIMA STEAMER




Quick Connectors for Accessories

For Light Attachments

[35-50336]
SCP30 Quick Plug


[35-50251]
SC30 Quick Coupler



For Heavy Attachments




[35-50040]
KPS45 Quick Plug

[35-50041]
KC35 Quick Coupler




Quick Connector Instructions

HOW TO CONNECT



HOW TO DISCONNECT



[85-50253] Steam Gun K26 with SC20 Quick Coupler



※ Example of usage

SCP30
Quick Plug

SC20
Quick Coupler




Matching Accessories

[85-50222] Wide Spray Nozzle



[85-50382] Silent steam



※ Reduces the pressure of the steam spray as well as the noise levels.

Flat Steam Nozzles with SCP30 Quick Plug



※ Flat nozzles are Suitable for HVAC cleaning


[85-50373] Flat nozzle 50



[85-50359] FlatFan nozzle 50



[85-50212] Flat nozzle 100



[85-50254] Turbo Steam Nozzle with SCP30 Quick Plug



※ Excellent for cleaning and restoring patterns of carpets, mats and more



Steam Guns with KC35 Quick Coupler (Highly Recommended)

[85-50047]

Steam Gun K26 with KC35



※ Example of usage



[85-50130]

Steam Gun RL22 with KC35



KPS45
Quick Plug



INSERT

KC35
Quick Coupler




Matching Accessories

[85-50145] Steam Nozzle Ø3.5



[85-50137] Steam Nozzle Ø5.5



Steam Lances with Ø3.5 nozzle (KPS45 Quick Plug Applied)



※ Ø3.5 Steam Nozzle
with silicone protector


[85-50079] L.300mm (straight)



[85-550269] L.500mm (straight)



Steam Lances with Ø5.5 nozzle (KPS45 Quick Plug Applied)



※ Ø5.5 Steam Nozzle
with silicone protector

[85-50190] L.300mm (straight)



[85-50270] L.500mm (straight)



Matching Accessories

[85-50274] Underside Cleaner



[85-53009] Floor Brush



KPS45
Quick Plug

※ Floor scrubbing and sanitizing with steam


[85-50056] Floor Spinner with KPS45 Quick Plug



※ Example of usage

Matching Accessory

[00-71204]
Heat-resistant
Vacuum hose (3m)



※ The temperature
inside the floor spinner
is 100°C (212°F)

[85-50187] Sand Sanitizing Wand with KPS45 Quick Plug



144mm




500mm



※ Sand Sterilization at beach, playground, etc.

Brush Holder Attachments (Slide-On Accessories)



[35-50292]
Steel Brush



[35-50291]
Polyester Brush



[35-50290]
Polyester Brush



[25-50320]
Nylon Brush



[35-50293]
Plastic Scraper



[25-50308]
Metal Scraper



Straight Lances with Brush Holder (KPS45 Quick Plug Applied)



[85-50148] L.700mm (straight)



[85-50147] L.1,000mm (straight)



[85-50146] L.1,200mm (straight)



Bent Lances with Brush Holder (KPS45 Quick Plug Applied)



[85-50076] L.100mm (45°)



[85-50077] L.250mm (45°)



[85-50064] L.700mm (45°)



[85-50063] L.1,000mm (45°)



Weed Control Accessories (Weed Removal Tools)



※ Eradicate weeds using nothing but steam. The Weed Control Accessories inject steam into the root of weeds, delivering a concentrated dose of high temp moisture that begins killing plants immediately, all without the use of toxic herbicides. In a matter of days, the targeted plants will wilt and die, killed from the roots so the plant won't continue to regrow.



[85-50355] Steam Gun K26 with Weeding nozzle



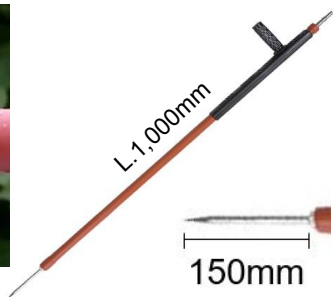
[85-50138] Weed Control, Bell with KPS45 Quick Plug




[85-50035] Weed Control, Brush with KPS45 Quick Plug



[85-50036] Weed Control, Spear with KPS45 Quick Plug



[85-50037] Weed Control, Flat with KPS45 Quick Plug



[85-50038] Weed Control, Roller with KPS45 Quick Plug




Mop Wands with Squeegee (Telescoping Pole Applied)

[85-50089] Mop wand with squeegee (0.8 ~ 1.2 meter)

[85-50091] Mop wand with squeegee (1.4 ~ 2.4 meter)

[85-50092] Mop wand with squeegee (1.5 ~ 3.6 meter)

[85-50093] Mop wand with squeegee (2.2 ~ 5.5 meter)



Spare Parts

[25-50343] Spare Mop 45cm

[35-50330] Spare Rubber 45cm



[85-50220] Steam Extractor Hand Tool



Required Accessory

00-71204

Heat-resistant
Vacuum hose (3m)



※ Cleaning and Sanitizing carpets & mats
in combination with a vacuum cleaner



[85-50135] Barrel Steam Tool with bimetal thermometer


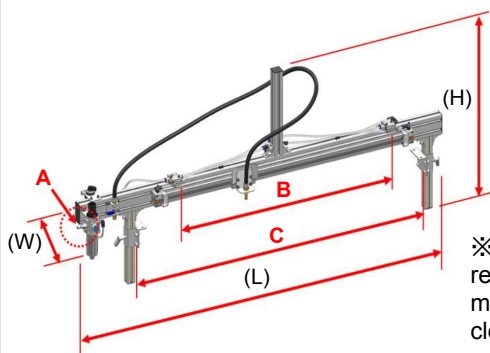


※ Using the Optima Steamer and our Coveted Barrel Steam Tool will significantly reduce water usage, kill bacteria, penetrate deeper, produce swell in minutes instead of hours, and preserve the barrel's toasting flavors rather than flushing them away. Its heavy base self-mounts to standard Bordeaux barrels and includes a heavy-duty thermometer for precise sanitation monitoring. Overall, it is the safest tool on the market to use.


Conveyor Belt Cleaning Tools, Pneumatic type




| Part Number | 85-50201 | 85-50200 |
|---------------------------|---|---------------------|
| Required Steamer | OPTIMA XE 27K, SEII 27K/42K | |
| Required Steam Pressure | 5~7 bar | |
| Required Compressed Air | Air Compressor, 14.4 CFM @8 bar | |
| Working Pressure | 73~116 psi (5~8 bar) | |
| Working Speed | 150~1,000 mm/s (5.9~39.4 inch/s) | |
| Recommended Belt | non-flat open surface type (plastic modular, metal wire, rollers) | |
| Material | Aluminium, Stainless | |
| A Air Inlet | Standard air quick plug | |
| B Cleaning Width, Max. | 610mm / 24" | 1,220mm / 48" |
| B Cleaning Width, Min. | 100mm / 4" | |
| C Mounting Width, Max. | 970mm / 38.1" | 1,580mm / 62.2" |
| C Mounting Width, Min. | 300mm / 11.8" | |
| Dimension(L X W X H) mm | 1320 X 160 X 730 | 1930 X 160 X 730 |
| Dimension(L X W X H) inch | 51.97 X 6.3 X 28.75 | 75.99 X 6.3 X 28.75 |
| Weight, kg (lbs) | 12 (26.5) | 14.5 (32) |



※ Compressed air required for the pneumatic type conveyor belt cleaning tools




BEFORE




AFTER

[85-50082] Conveyor Belt Cleaning Tool, Basic



[85-50083] Conveyor Belt Cleaning Tool, Suction type



Miscellaneous Parts & Accessories

[88-83011]

Microfiber towel

Best

FBZ

20 sheets

[88-83012]

Microfiber towel

Warp Knitted

20 sheets

[88-83013]


Microfiber towel

Wool

20 sheets

[32-21061]

Couplings PTC



(sells by
the meter)

[18-83002]

Gloves (coated)



[85-50005]

Shutter K26 with O-ring



[85-50185]

Shutter RL22 with O-ring




[15-TDS100]
TDS Meter



[22-20233]
Coupler for
hose to hose




[22-21083]
Nipple PF3/
8*NPT3/8F



[22-21080]
Nipple PF3/
8*NPT1/2M



[85-56026] LT5 Water Softener with Bracket and 1/2" Hose Inlet



Say farewell to the hassle of purchasing or sourcing soft water for your steamer. Steamerica has sourced the most user-friendly and portable softener on the market. Minimize maintenance, increase your machine's lifespan, and save money with our LT5 water softener. Scale buildup from hard-water minerals is a common challenge for Optima Steamer owners, but the LT5 provides an effective solution. Powered by table salt, the LT5 lasts 1-2 weeks before needing regeneration and is designed to be installed on the back of your Optima Steamer, offering a mobile water-softening solution. End the battle with scale buildup and optimize your machine's performance. The LT5 connects via the Direct Water Feed connection, with recharge frequency varying based on water hardness and usage.

OPTIMA **STEAMER**

Steamerics, Inc.

www.steam.am

844 US STEAM

